



www.townofneenah.com
email tnneenah@tds.net

TOWN OF NEENAH TODAY

Vol. 15, Issue 3 • July – September, 2012
1600 Breezewood Lane, Neenah • 920 725-0916

Town newsletter mailing resumes

Following a nine-month hiatus, the Town Board has decided to resume printing and mailing the quarterly Town newsletter.

The Board had previously decided to convert the newsletter to a digital-only edition. The newsletter was posted on the Town's website and residents could request email notification when a new edition was posted. Hard copies were available on request.

However, over the past several

months, many Town residents have asked that printed copies of the newsletter again be mailed to everyone. The Town Board considered the requests and voted unanimously to resume printing/mailing, effective with the July issue. Current and past issues will continue to be available on the website.

Each issue of the Town newsletter costs approximately \$1,000 to print and mail.

Fire tanker update...

Town residents should see no impact on their property tax bills due to the Town's purchase of a new \$260,000 fire tanker.

The Town Board has voted to borrow the full purchase price of the truck from the State of Wisconsin's Board of Commissioners of Public Lands for ten years at an annual interest rate of 3 percent.

To offset the borrowing costs, the

Town will pay off two existing loans which carry substantially higher interest rates. One loan is from the construction of the Town Hall, and the other is a loan that financed the Town parks' sewer installation charges several years ago. The elimination of the annual payments for these two loans will offset the new annual payment that will be due for the fire truck starting in 2013.

INSIDE:

Directory of Town officials . . . 2
Building permits 2
Chairman's Chatter 3
Lawn watering guide 4-5
Recycling schedule 6
What are swales? 7
Benefits of rain barrels 7
Town reminders 8

TOWN OF NEENAH REGULAR MEETINGS

*Regular meetings are held
at the Town Hall
beginning at 7 p.m.
Special meetings may be held on
other days and times.*

**Town Board of Supervisors
2nd & 4th Mondays**

**Town Plan Commission
3rd Monday**

**Town Parks Committee
1st Monday (April – Nov.)**

**Town Trails Committee
3rd Monday (March-Nov.)**

**Sanitary District #2
2nd Tuesday**

To our Town voters...

Congratulations! We had nearly 80 percent of registered voters come to the polls for the historic Governor and Lt. Governor recall election. The Town of Neenah did it again! We appreciate everyone taking the time to vote. We always have a fantastic turnout, but this one was the highest ever for the Town. Your interest and participation supports our theory that the Town of Neenah people really care about their government.

We cannot forget our election workers. Their

caring and dedication to doing a good job, plus the 14- or 15-hour day is to be commended. When you see them around the Town, be sure to thank them for a job well done on June 5. The workers are Town Clerk Robin Coburn, Deputy Clerk Diana Schmidli, Ginger Stanek, Mary Ann Minorik, Wanda Webster, Hope Moede, Laverne Sturgis, Mary Schilling, Anne Neer, and Sue Schmeichel.

We have two more elections this year: August 14 and November 6. We look forward to seeing everyone again, and you will then be done for the year!



Building permits are issued by Building Inspector Gary Klinka (727-9200). Permits are needed to construct a fence or build a deck. If you aren't sure you need a permit, check with Gary.

BUILDING PERMITS

(PRO CTS VA U D AT \$1,000 OR MOR)

April, 2012

NAME	ADDRESS	JOB	COST
Sam Eustice	103 Villa Dr	Remodel	\$20,000
Boardwalk Bldrs	993 Sundial Ln	New Home	\$190,000
Flannigan-Biggar	195 Adella Beach	New Home	\$65,000
Justin Loehrke	1357 Eagle Feather Tr	Remodel	\$20,000
Thomas Olson	596 Hunters Point Rd	Razing	\$5,500
Ostrom-Shefchiks	154 Old Orchard Ln	Gable	\$3,000
Wiese-Berhoff Homes	1375 Terra Cotta Ct	Deck	\$1,000
Griffin Builders	215 Limekiln Dr	HVAC	\$20,000
CT Electric	471 Maple Lane	Electrical	\$1,500

May, 2012

NAME	ADDRESS	JOB	COST
Boardwalk Bldrs	1391 Harvest Moon Dr	New Home	\$200,000
Boardwalk Bldrs	933 Sundial Ln	Shed	\$6,500
Boardwalk Bldrs	1248 Pemmican Ct	Remodel	\$120,000
Bert Babcock	730 County Road G	Remodel	\$20,000
Chris Rogers	601 County Road G	HVAC	\$4,700
Boardwalk Bldrs	2620 Towerview Dr	New Home	\$180,000
Boardwalk Bldrs	1371 Harvest Moon Dr	New Home	\$180,000
Boardwalk Bldrs	468 Dalton Rd	New Home	\$215,000
Chris Rogers	601 County Road G	Electrical	\$1,400
Long-Drucks Plbg	351 Plummers Harbor Rd	HVAC	\$6,000

Town of Neenah

1600 Breezewood Lane • Neenah, WI 54956

www.townofneenah.com

Ema : tneenah@tds.net

(920) 725-0916

Town population
3,035

CHAIRMAN

Robe t Schme che – 729-5995

SUPERVISORS

G enn Armstrong – 722-3355

Jan DeKeyser – 725-3284

Dave Dexter – 858-6096

Geoff H bner – 729-4780

CLERK/TREASURER

Rob n Coburn – 725-0916

BUILDING INSPECTOR

Gary K nka – 727-9200

FIRE CHIEF

Ed K ng – 725-8261

ANIMAL CONTROL

Robe t Schme che – 729-5995

PARKS COMMITTEE CHAIRMAN

Jan DeKeyser – 725-3284

PLAN COMMISSION CHAIRMAN

Tom Sto a – 967-3364

LAND COMMITTEE CHAIRMAN

Don Ve br ck – 722-4651

TRAILS COMMITTEE CHAIRMAN

G enn W nk er – 722-2289

WEED COMMISSIONERS

Dave Dexter – 858-6096

Geoff H bner – 729-4780

NEWSLETTER

Dave Dexter – 858-6096

SANITARY DISTRICT COMMISSIONS

#2 – Pres dent – Don Verbr ck – 722-4651

#3 – Pres dent – Bryan Von Dey en – 751-8791

COUNTY BOARD REPRESENTATIVES

D str ct 7 – B Roh – 725-5999

D str ct 9 – Tom W dener – 725-1156

D str ct 30 – Chuck Farrey – 582-7733

Town of Neenah Today

Volume 15, Issue 3 • July 2012

Town of Neenah Today (ISSN 1937-4941) is published quarterly (January, April, July, and October) by the Town of Neenah, Wisconsin, for the residents and businesses of the Town. This publication is distributed electronically via the Town website. Persons can register for publication notices at <www.townofneenah.com>

CHAIRMAN'S CHATTER

Odds and Ends

Odds and Ends... Hmmm I wonder where that saying ever came from in the first place... lets see...

"There is no person listed as starting the phrase 'odds and ends,' however, it began way back in the 1500s for materials that were left-over from manufacturing or business. In the mid 1700s it was used widely for anything that you wanted to use it for."

Okay, so much for that...

It's summertime and we all like to get outside and enjoy outdoor activities. However, we all need to think about safety, first and foremost. I can remember my Dad telling me after I had accomplished a not so brilliant act: "Son, why did you do that?"

"But Dad," I'd say, "I didn't try to..." To which he would say, "Son that's right. But you didn't try NOT TO!" So as we all enjoy this wonderful summer season, let's remember those wise words of wisdom. Safety is very important to summertime fun.

With that in mind, all of our town roads have posted speed limits. However, nowhere is it stated that you have to maintain that posted speed limit. If the posted limit is 35 mph and you know that during the good-weather months people frequently use the same roadway you travel for walking and biking, PLEASE SLOW DOWN! You never know when that young person might appear out of nowhere.

Put yourself in the shoes of a walker or biker; or better yet, think of them as one of your own family members. Wouldn't you want every motorist to take extra precautions?



**Town Chairman
Bob Schmeichel**

It's safer... and you'll get there just the same and enjoy the ride.

Fireworks. By the time this newsletter reaches you, the 4th of July will have come and gone. But, ah yes, those wonderful pyrotechnics that light up our night skies seem to continue on throughout the summer months. Remember, two rules apply: "local laws" and "common sense." Be respectful of your neighbors, and with the hot DRY season this year, be respectful of FIRE DANGERS.

Lastly. The other day, when it was very hot, I walked out to the road as the truck that picks up all of our garbage and recycled materials was passing by. After offering him a cold bottle of water, I had a chance to talk to him. He said that, in general, the majority of residents have

placed their containers within easy reach of his automated truck "arm." However, occasionally containers are too close together for the truck's clamp to effectively grab one without pushing the other one, and sometimes accidentally dumping it over. He then stops his truck and retrieves the spilled contents.

On other occasions, residents have set extra materials on top of the container, which when lifted up by the truck's arm spills off into the road. He then stops his truck and picks up that material. He said, "Please understand." He wants his customers to be satisfied with the company's pickup services and that is why he picks up excess materials out of courtesy to his customers.

I say, should not WE show some concern and courtesy back to the route driver? Filling the containers to the maximum, even if the cover is ajar, is one thing. But by stacking excess materials on or next to these containers, it becomes a challenge for a driver to do his job effectively and efficiently.

Thanks.

*Bob Schmeichel,
Town Chairman*

TOWN OF NEENAH

TOWN HALL:

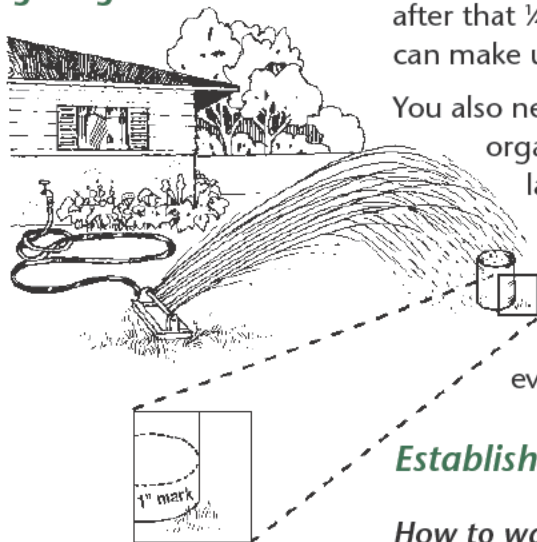
1600 Breezewood Lane
www.townofneenah.com
Email: tnneenah@tds.net
(920) 725-0916

OFFICE HOURS:

Monday 8:30 a.m. – 4:30 p.m.
Tues.-Thurs. 8:30 a.m. – 12:30 p.m.
Fri.-Sat.-Sun. Closed

THE FINE ART OF LAWN WATERING

A container with a once-inch mark placed under your sprinkler will help gauge how much water your lawn is getting.



A healthy lawn requires about one inch of water per week. As a general rule, apply the water all at once rather than in several light waterings. Before you water, do some arithmetic. If it just rained $\frac{1}{4}$ inch, you probably only need to apply $\frac{3}{4}$ inch with the sprinkler. Use common sense, however, and consider the weather forecast. If there is a good chance of rain soon after that $\frac{1}{4}$ -inch rainfall, don't water at all. If the rain doesn't come, you can make up the difference.

You also need to know your lawn. For example, sandy soils with little organic matter will require more water, heavy clay soils less. Sloping lawns are normally drier than level, low-lying ones. Lawns under large trees, especially during cool weather, may need little or no watering. Avoid watering during the middle of the day when evaporation rates are highest and the water you use will do the least good. Early morning watering will minimize evaporation and help newly seeded areas through the day's heat.

Established lawns

How to water

- It's best to water established lawns at the rate of one inch per week, applied all at one time to promote deep rooting. Frequent, light waterings favor shallow roots and plants unable to tolerate dry periods.
- Water early in the morning. If watering is done in the evening, grass stays wet all night, thus increasing risk of disease.

Keep in mind...

- Established, healthy lawns can survive several weeks of dormancy during summer with little or no water.
- Watering early in the morning puts less strain on public water supplies because the peak load is during evening.
- Excess water can keep the soil too moist, which damages roots.

If you use sod instead of seed...

How to water

- ✓ Soak newly laid sod with one inch of water. Use a marked container to measure the amount applied.
- ✓ Water lightly every other day for two weeks after sodding. When grass is established, water according to the guidelines for established lawns.

Keep in mind...

- ✓ Excess water can drown sod in poorly drained areas, or cause erosion between or under pieces of sod on slopes.

Newly seeded grass

How to water

- Mulch newly seeded areas with straw, marsh hay or lawn clippings to reduce evaporation from the soil surface.



- Light watering every other day is generally sufficient as long as the soil was moist at seeding time.
- Water less frequently when the grass reaches two inches high.

Keep in mind...

- Overwatering can wash away seeds, cause seeds to rot before they germinate, increase the chances of disease, or slow the growth of new grass.
- Grasses in Wisconsin lawns grow best in cool weather. Plant seed in spring (late April to mid-May) or fall (late August to mid-September) when it's cooler and more rain can be expected.
- When selecting seed, consider bluegrass and fescue mixes, which tend to be more drought-tolerant than ryegrasses.

REDUCING THE NEED FOR WATERING

Let grass grow taller

- To promote deep rooting and lawns that tolerate dry conditions, mow grass no shorter than two inches.
- Taller grass shades the soil surface, thus reducing evaporation and sprouting of weed seeds.

Use chemicals wisely


- Proper fertilizing promotes deep roots and drought tolerance. Improper fertilizing can have the opposite effect.
- Don't fertilize a dry lawn – high concentrations of nutrients tend to draw moisture out of grass.
- Control weeds to reduce competition for soil moisture. This may be done by hand, or with careful use of broad-leaf herbicides.

Consider the weather

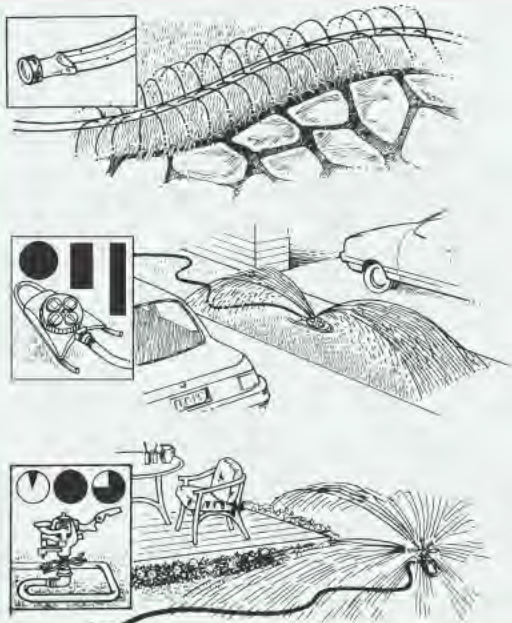
- Don't mow during the heat of day, especially when conditions are hot and dry; newly cut grass blades lose water quickly.
- Don't water if a one-inch rainstorm has occurred in the last week. Also, postpone watering if the forecast calls for rain in the next few days.

Be creative

- Plan and establish a landscape that has less lawn and requires less water and maintenance. Consider plant groupings that include drought-tolerant species and organic mulches that help keep the soil moist.
- Direct downspouts away from foundations and driveways to planting beds and lawns where the water can soak in. Besides more efficient use of water, there will be less runoff from your property.



- Learn to live with temporary brown-outs. A few weeks of dormancy will not hurt the roots of a healthy lawn.



Tips on sprinklers and efficient watering

Hardly anyone has a perfectly rectangular or circular lawn. Fortunately, there are many sprinkler types to deal with odd angles. (A few are shown here.) Over time, savings on your water bill will pay for the investment on several types. Other tips for efficient watering include:

- ✓ Consider a timed sprinkler, which automatically shuts off after a desired rate of application.
- ✓ Use a sprinkling can or hand-held hose to specifically target small areas where use of a sprinkler is wasteful.
- ✓ Aerate your lawn to improve water penetration and reduce runoff.
- ✓ Avoid using a conventional sprinkler on the strip of lawn between the sidewalk and street. Runoff from this area travels quickly and directly to the gutters and storm sewer. A soaker hose might be the best option.
- ✓ Don't forget to turn the sprinkler off! Forgetfulness can result in a trail of water flowing from your property.



Town of Neenah recycling schedule

If you live WEST of Highway 41 or NORTH of Winneconne Ave. (JJ/114), your recycling and trash pickup day is TUESDAY. Trash is picked up every week; recycling is picked up every-other week. If you live between County Hwy. JJ/Winneconne Ave. and Larsen Road, you are GROUP A. If you live north of Larsen/ Oakridge or south of JJ/Winneconne, you are GROUP B.

If you live EAST of Highway 41 and SOUTH of Winneconne Ave. (JJ/114), your recycling and trash pickup day is WEDNESDAY. Trash is picked up every week; recycling is picked up every-other week. If you live south of Bell St. and west of the Hidden Acres subdivision, you are GROUP A. If you live anywhere else in this area, you are GROUP B. Maps are available on the Town's website or at the Town Hall.

WEST of Hwy 41 RECYCLING PICKUP TUESDAYS *(except where noted)*

GROUP A

July 10
July 24
Aug 7
Aug 21
Sept 5 (WEDS)
Sept 18

GROUP B

July 17
July 31
Aug 14
Aug 28
Sept 11
Sept 25

EAST of Hwy 41 RECYCLING PICKUP WEDNESDAYS *(except where noted)*

GROUP A

July 11
July 25
Aug 8
Aug 22
Sept 6 (THURS)
Sept 19

GROUP B

July 18
Aug 1
Aug 15
Aug 29
Sept 12
Sept 26

Please remember the following recycling-collection requirements:

- 1) Only Veolia-supplied carts will be emptied
- 2) Carts should be placed at the curb by 6 a.m. on your collection day.
- 3) Carts must be facing the street as indicated by arrows on the cart lid.
- 4) ***Please leave at least five feet of space between your cart and any other object, such as a light pole, mailbox, or other trash/recycling cart.***
- 5) Veolia will not pick up trash or recycling that does not fit inside the cart. Lids must be closed to be serviced. Material outside the cart will NOT be collected.
- 6) Please bag your trash to prevent loose materials from blowing out.
- 7) Recycling must be ***loose in the cart -- no plastic bags or stringed paper bundles.***

8) Please do not tightly stuff or compress material into the carts, as the carts may not completely empty into the truck. The truck will not return for carts that did not empty.

9) Electronic waste (TVs, radios, VCRs, DVD players, computers and computer parts, cell phones, etc.) will NOT be accepted. Please take all such items to the Winnebago County landfill or to an e-recycling facility.

10) No oil, oil filters, or oil-absorbent materials.

11) No grass clippings, yard waste, Christmas trees, or ashes will be accepted.

12) No hazardous wastes will be accepted.

If you have questions about your trash/recycling service, or to report a missed pickup, call Veolia at 920 685-6666.

For information on Winnebago County recycling and hazardous waste disposal, call 920 232-1850.

What is a grass swale and why is it important?

A vegetated or grass swale is commonly but inaccurately referred to as a ditch. Unlike ditches, which are designed to convey water away from roadways, a vegetated swale is specifically designed to promote water soaking into the ground. It functions as a part of your community's stormwater system.

A vegetated swale is a stormwater best management practice (BMP) that treats and conveys stormwater from individual lots downstream to receiving waters. Stormwater is not directed to a sewage treatment plant.



Swales are an important component of the Town of Neenah's stormwater management system. Property owners must keep their swales free of debris

USAGE

Swales, like ditches, are often placed along roads and in drainage easements in side/back lot lines. They are part of a regional drainage system that must be protected. Swales are intended to treat relatively flat and small drainage areas with contributory areas less than five acres. Swales should not be used in areas with steep slopes unless measures to reduce flow velocities are in place. ***Swales are not a place to deposit yard waste or other debris.***

BENEFITS

- Traps sediment and other pollutants
- Reduces runoff and promotes water soaking into the ground
- Can be used to retrofit small areas to meet water quality requirements
- Linear nature makes them effective at treating runoff from roads and residential areas

ADVERTISING RATES FOR THIS NEWSLETTER

full page – \$240
1/2 page – \$120
1/4 page – \$60
1/8 page – \$30

This newsletter is circulated to Town of Neenah residents and businesses.

*Call Dave Dexter at
920 858-6096 for information.*

Rain barrels: *Catching rain when it falls* benefits you and our local waters

A tip from the Northeast Wisconsin Stormwater Consortium

The Fox Valley area receives an average of 22.23 inches of rain from April through October. Rain runs off your rooftop, onto your driveway, and down the street, collecting dirt, debris, fertilizer, and other harmful substances along the way. All of the polluted water ends up in our local waters unless we stop the water where it falls.

A rain barrel is a system that collects rainwater from your roof that would otherwise be lost to runoff. Rain barrels come in a wide variety of materials, designs, and colors. Rain barrels can be purchased at local hardware stores or can be built at a rain barrel workshop.


Rain water is best for plants. Catching rain water in a rain barrel allows you to water your garden and plants indoors and out during dry periods.

Using a rain barrel not only benefits you but also our local waters. Water stored in a rain

barrel and used for watering plants won't rush off your property and carry pollutants to our streams and rivers. Not only that, but water that is used for watering sinks into the ground and replenishes the ground water supply. Two great benefits from one barrel!

Rain barrels come in a wide variety of materials, designs, and colors. Ready-made barrels are available at most hardware stores and garden centers. Alternatively, you can save money by making your own barrel. For more information on making your own barrel, visit the following website: <http://renewourwaters.org/Rain-Barrels.html>.

A rain barrel must be secured on a firm level surface. Water is heavy – a 55-gallon barrel weighs approximately 460 pounds and tipping is a risk if it is not secured or on level ground.



1600 Breezewood Lane
Neenah, Wisconsin 54956

PRSRT STD
US POSTAGE
PAID
NEENAH WI
PERMIT NO. 226

— TOWN OF NEENAH REMINDERS —

BURNING: Burning is permitted in the Town of Neenah, but the Fire Department requests that you use common sense (dryness and wind are always factors to watch), and that you call the Winnebago County Sheriff's Office non-emergency number (236-7300, #0) before and after burning to avoid false alarms. Please be considerate of your neighbors when burning, making sure the smoke isn't blowing in their direction. Burning garbage is prohibited.

RECYCLING: All town recycling is picked up every-other week, depending on where you live (see page 6). All recyclables to be picked up must fit inside the container supplied by Veolia. They will not pick up bagged or boxed items, or recyclables in other containers. Please do not wrap items with string or place anything inside plastic bags. Electronics, waste oil, and other materials may not be placed with your recyclables or in the trash.

DOGS: All Town of Neenah dogs must be licensed. The license is issued by the clerk/treasurer. The cost for neutered/spayed dogs is \$5; all others are \$10. Dogs cannot run at large. They must be confined to your property or on a leash and under your control if off the property. NOTE: Leashed dogs are allowed in Town parks provided you immediately pick up any waste.

DEER/WILDLIFE PROBLEMS: The Town has no authority to handle wildlife problems. If you see a dead animal on the road call the County Sheriff at 236-7300, ext. 8. If you have other wildlife problems, call a private pest/wildlife control service.

BUILDING PERMITS: All building permits are issued by Building Inspector Gary Klinka (727-9200). Permits are needed to construct a fence or build a deck. If you aren't sure you need a permit, check with Gary.

ADDRESS SIGNS: Homeowners are responsible for maintaining the emergency address signs placed in front of their homes by the Town. Assure that the signs remain visible by keeping brush and snow away from the sign. Also, do not remove or relocate the sign.

OBSTRUCTING RIGHTS-OF-WAY AND DRAINAGE DITCHES: You cannot place a fence or greenery in the Town's road right-of-way. No part of a mailbox should extend over the paved portion of the road. In addition, culverts and drainage ditches must be kept clear of obstructions and must not be filled in. If you have a question about water drainage issues or the right-of-way, call Town Chairman Robert Schmeichel.

MINUTES AND AGENDAS: Town minutes and agendas are posted on the Town website (<www.townofneenah.com>) and are also available for inspection at the Town Hall during regular business hours.
